



# 2022-2023

## CROWLEY INDEPENDENT SCHOOL DISTRICT



# Meadowcreek Elementary Quality Report

## Comprehensive Accountability System

Metrics that Matter to our Community

**DISTRICT-ASSIGNED SCHOOL QUALITY RATING** **TBD**

### 2022-2023 ACADEMICS

#### 3RD GRADE MATH

Approaches	Meets	Masters
85%	40%	17%

#### 5TH GRADE READING (Board Goal) ★

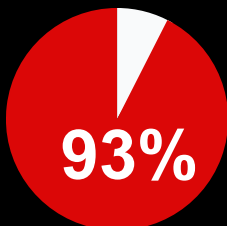
Approaches	Meets	Masters
79%	42%	17%

TEA Rating: TBD  
Baseline Year 2023

### Positive Student BEHAVIOR **4**


★ (Board Goal)

% of students with no suspensions



### Student DISCIPLINE

Discipline Incidents



● In-school suspension ● Out-of-school suspension

### Student ENROLLMENT



### TEACHER Information **5**

Teacher Tenure

#### Teacher-to-Student Ratio



1:22

Teacher Student

13

0-5 Years

29

5+ Years

42 TEACHERS ON CAMPUS

### STUDENT SUPPORTS **5**

#### SOCIAL EMOTIONAL LEARNING SUPPORTS

Counselors	✓
SEL Specialists	✓
Interventionists	✓


#### AFTER SCHOOL PROGRAMS

21st Century (ACE)	
Clayton Youth Enrichment	✓
Tutorials	✓

### Attendance PERCENTAGE **4**



2021-2022



2022-2023

### Parent and Student ENGAGEMENT OPPORTUNITIES

#### PARENT INVOLVEMENT **2**

- PTA

#### STUDENT CLUBS **5**

- STEP
- Gardening
- Choir
- Lego Club
- Dance
- STEM
- Chess
- Safety Patrol
- Cheer
- Pickleball

### Campus COMMUNICATION



SOCIAL MEDIA



TEXTS/CALLS



SKYWARD GRADES



NEWSLETTERS

SCHOOL ENVIRONMENT





2022-2023

CROWLEY INDEPENDENT SCHOOL DISTRICT



# Meadowcreek Elementary Quality Report

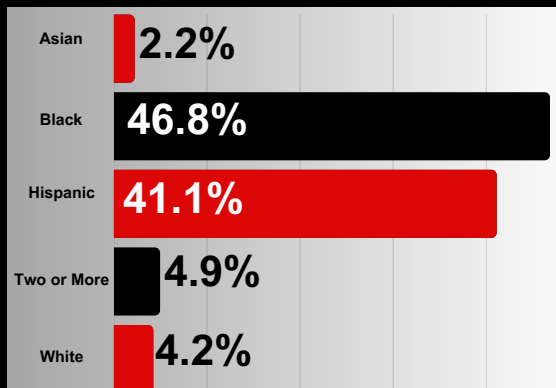
## Comprehensive Accountability System



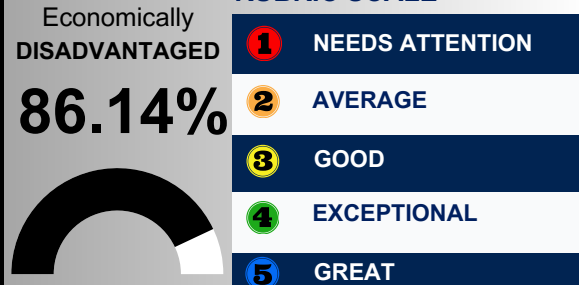
### Crowley ISD School Board

Our aspiration in Crowley ISD is to ensure that all students have access to a GREAT SCHOOL and are provided excellent educational experiences so that they achieve their full potential. When our students graduate from Crowley ISD, they will leave with more than a diploma. They will leave with choices and opportunities. We designed this School Quality Report (SQR) to highlight metrics that matter and to share with our community the areas of progress, the areas of opportunity, and the comprehensive quality of each school in Crowley ISD. This SQR is our effort to increase transparency by synthesizing the quantitative metrics with qualitative parent voices to provide a complete assessment of school quality.

### CAMPUS DEMOGRAPHICS



#### RUBRIC SCALE



“ Meadowcreek Elementary has a very high spirited and energetic environment. Everyone I've met so far is really nice and shows genuine concern for family engagement and the success of my baby's education. **LaShonda, Meadowcreek Parent** ”

“ Good school and good teachers! **Christal, Meadowcreek Parent** ”

“ I love the environment! My kids love the teachers and all the staff members that work at Meadowcreek Elementary. **Maria, Meadowcreek Parent** ”

Visit <http://crowleyisdtx.org> for more details regarding our rubric.



# GRADED ON 2022-2023 DATA

CROWLEY INDEPENDENT SCHOOL DISTRICT

## Crowley ISD Quality Report

### Comprehensive Accountability System Rubric

Metrics that Matter to our Community

#### RUBRIC SCALE

- 1** NEEDS ATTENTION
- 2** AVERAGE
- 3** GOOD
- 4** EXCEPTIONAL
- 5** GREAT

#### DISTRICT ASSIGNED SCHOOL QUALITY RATING

- 1** F
- 2** D
- 3** C
- 4** B
- 5** A

#### FINANCE FUND BALANCE

- 1** Less than 9%
- 2** 10-14%
- 3** 14-17%
- 4** 18-19%
- 5** 20%

#### TEACHER INFORMATION

Total # of 5 plus year teachers divided by the total # of teachers to get the percentage

- 1** 10-19%
- 2** 20-38%
- 3** 39-48%
- 4** 59-49%
- 5** 60% or greater

#### GRADUATION RATE

- 1** 89% or less
- 2** 89-90%
- 3** 90-92%
- 4** 93-94%
- 5** 95% or greater

#### College, Career and Military Readiness (CCMR)

- 1** 60-70%
- 2** 71-80%
- 3** 81-90%
- 4** 91-94%
- 5** 95% or greater

#### POSITIVE STUDENT BEHAVIOR

##### ELEMENTARY

- 1** 85 or less
- 2** 86-89
- 3** 90-91
- 4** 92-94
- 5** 95 or greater

##### SECONDARY

- 1** 69%
- 2** 70-73%
- 3** 74-84%
- 4** 85-91%
- 5** 92% or greater

#### STUDENT SUPPORTS

##### ELEMENTARY

- 1** 1 out of 6
- 2** 2 out of 6
- 3** 3 out of 6
- 4** 4 out of 6
- 5** 5 out of 6

##### SECONDARY

- 1** 2 or less
- 3** 3 out of 6
- 5** 4 out of 5

#### ATTENDANCE PERCENTAGE

##### ELEMENTARY

- 1** 85% or less
- 2** 86-89%
- 3** 90-92%
- 4** 93-94%
- 5** 95% or greater

##### SECONDARY

- 1** 69%
- 2** 70-73%
- 3** 74-84%
- 4** 85-91%
- 5** 92% or greater

#### PARENT AND STUDENT ENGAGEMENT OPPORTUNITIES

##### Parent Involvement

- 1** 0      **5** 2 or more
- 2** 1

##### Student Clubs

- 1** 0      **5** 5 or more
- 2** 1      **3** 3-4

#### REFER TO SECONDARY RATINGS FOR DISTRICT

Visit <http://crowleyisdtx.org> for more details

SCHOOL ENVIRONMENT

